


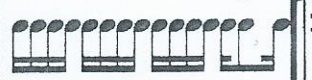
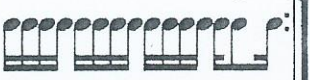













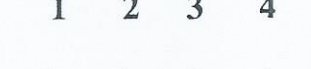















SAMBA break 1

DEPART
TRADITIONNEL

MISE EN PLACE
SOURDO

SAMBA +
APPEL SIFFLET

MISE EN PLACE

repinique				
	1 2 3 4	1 2 3 4	1 2 3 4	1 2 3 4
cortador				
contra				
surdo				
	1 2 3 4	1 2 3 4	1 2 3 4	1 2 3 4
agogo				
tambourime				
caisse claire				
Sifflet				

APPEL SIFFLET

SAMBA BREAK 1

PIANO +

APPEL SIFFLET

Crescendo

The musical score is arranged in two systems, each with six staves. The first system (left) is enclosed in a double-line border. The second system (right) is enclosed in a single-line border. The score is divided into six measures, each marked with a 'Crescendo' hairpin. Fingerings (1-4) are indicated for the piano parts. The Appel Sifflet part features a rhythmic pattern of eighth and sixteenth notes with accents. The piano accompaniment includes chords, eighth-note patterns, and sixteenth-note runs.

II	<u>MISE EN PLACE</u>	<u>MISE EN PLACE</u> <u>SOURDO</u>	<u>SAMBA +</u> <u>APPEL SIFFLET</u>	<u>fin</u> <u>appel poing fermé</u>
				
	1 2 3 4	1 2 3 4	1 2 3 4	1 2 3 4
				
				
II				
	1 2 3 4	1 2 3 4	1 2 3 4	1 2 3 4
				
				
				
II				